

Quilting Along the River

Columbia River Gorge Quilters' Guild



President's Message:

For years, I was convinced I was not good in math. In spite of taking advanced classes and a good SAT score, I really believed math was not my thing. Give me a book to read, please!!!!

Fast forward to the past several years, when I started taking various quilting classes. Eventually, I started "messing around" with patterns, adjusting the size of pieces and the width of borders. Suddenly, all those hated geometry proofs came alive. Give me a piece of graph paper and I am one wicked drafter. Give me a few blocks of different sizes and I can figure out how to get to a specific size finished quilt. I actually have spent the last couple of months DELIBERATELY using math to make quilts. Scary.

Old dogs CAN learn new tricks! I think that is why I love taking our guild workshops and going to sewing sessions with others. I always learn something that I can use later on. Workshops are designed to introduce you to a new technique. You don't have to make a whole quilt – I turned my Fractured Flower blocks into stunning quilted pillows! Other workshop blocks have become centers of larger quilts with simple borders. Sometimes I fall in love with something – other times I am happy to learn a new cutting or sewing technique. Either way, I become a better quilter.

Have you signed up for a workshop lately? DON'T think it "isn't your thing" like I did with math. You might just find out that you have a hidden talent!

Kim Vogel, President

PO Box 965
Hood River, OR 97031
<http://gorgequiltersguild.org>
May 2017
Volume 11, Issue 2

Dates to Remember:

- **May 9: Board Mtg.***
- **May 15: Sit & Sew***
- **May 20: Guild Mtg.**

*Meetings are monthly
See Page 6 for information

May Meeting Info.	Pg. 1
Future Meeting Info.	Pg. 2
Exhibits	Pg. 5
2017 Challenge	Pg. 3
Treasurer's Report	Pg. 4
Block of the Quarter	Pg. 3
Beyond the Block Group	Pg. 4
Retreat News	Pg. 2
Newsletter Sponsors	Pg. 5

Next Meeting - May 20, 2017

Registration: 9:30 am **Meeting:** 10:00 to 12:00 noon

Where: **Hegewald Center**

710 SW Rock Creek Dr., Stevenson, WA

Presenter: **Judy Livingston, Cracked Teapot Designs**

Program: **Quilting on the Right Side of the Brain**

This one-hour lecture incorporates my research into creativity and intuition as part of my degree in Psychology as well as creative ideas for quilting. Quilters will come away inspired to use their own strengths more effectively and to have more fun quilting.

Workshop: 1-4pm **One Wonderful Curve**

Judy is teaching from the book, One Wonderful Curve, using the Quick Curve Ruler, to design your own Drunkard's Path type of blocks. The website, Sewkindofwonderful.com, has pictures of some of the other patterns that use this ruler. Thanks to ETC for coordinating the purchase of the required book and ruler.

We need local members to help with room clean up at the end of the general meeting, and after the workshop. Please contact Barb to volunteer at Barb7130@gmail.com.

This workshop is full.

Contact Barb Frasier to see if any openings become available.

Preregistration is required. \$60 for members, \$65 for non-members.

Send check to CRGOG, c/o Barbara Frasier, 7130 Dee Hwy., Parkdale, OR 97041-9601



May Meeting Refreshments

Our membership has been divided into 4 sections, one section for each meeting in the year. **If your last name begins with "D-K"** this is your turn to help. If you forgot to sign up at the last meeting, you may be getting a call to donate refreshments or to spend 15 minutes to help with room set-up or room clean-up.

Thanks,

Barb Frasier, Vice President, 541-352-6774

Name Tags

Reminder: Quilted name tags that YOU have made are required to be eligible for door prizes. Create your own design or use the pattern found on our website.

Retreat Recap

Another fun retreat at Camp Cascade has come and gone. The 30 of us who went laughed ourselves silly, ate some yummy food and got a lot done.

2018 Retreat News

Wouldn't you like to join us next year? Our next retreat is March 8-12, 2018, and guess what - the price has gone down!! Registration for next year is only \$225, which includes brunch and dinner every day, loads of prizes and gifts, daily yoga opportunities, a new mystery quilt, a fun surprise project, games, movie night, and FUN. A \$75 deposit will hold your spot. The retreat is sure to fill up again, so get your registration in early!!

Questions? Contact:

Tomme Fent at tommequilts@gmail.com,
503-674-4464,

or Nina Gilliland at okquiltlvr@gmail.com, 503-912-1060.

Membership Gift Certificates

Have you been trying to get your sister to come to guild activities with you? Give her a membership for her birthday. What about that neighbor that keeps procrastinating? Give her a gift certificate. \$25 for four meetings—four interesting and informative lectures—is the best deal around. Easy for you, good for her! See Treasurer Jackie Rosier at the membership table. Your sister/neighbor/mom will love you and your guild will thank you.

Check out our Facebook Page!

<https://www.facebook.com/ColumbiaRiverGorgeQuiltersGuild>

Thanks to Nancy Howard for keeping our Facebook page current, fun and informative with lots of great pictures, updates about upcoming events and recaps on what we've done.



August 19 Quarterly Guild Meeting

Guest Lecturer: Reba Worotikin

Lecture: History of Batik

Workshop: Ways to Use 5" Charm Squares

This workshop will be FREE!!!

Guild members will offer different ways to use the charm squares we've been collecting this past year. Workshop will be formatted like a round robin with members rotating from one station to the next. Lots of fun. Lots of information.

Location: Faith Lutheran Church, The Dalles

November 18 Quarterly Guild Meeting

Cindy Needham

Lecture: Love of Linens Trunk Show

Workshop: Thread ED Cost \$25 includes kit fee

Location: Grace Baptist, White Salmon

Cindy's Two-Day Workshop

Nov. 16-17, 2017

Heirloom Feathers & Backgrounds

Cost: \$65 includes kit fee

Location: Hood River Fire Hall

Cindy's first visit to our guild was very well-received so both these November workshops are already partially filled. From our website, you can click links to find out more about these opportunities.

Plan to sign up at our May quarterly so you're not disappointed.


Barb Frasier, 541-352-6774



Stick a piece of 1/4" wide quilter's tape on your thumbnail. When you need to start or stop 1/4" from an edge, quickly measure the distance using the tape on your nail.

By-Laws Review

A small group of Board members are reviewing and updating our by-laws. Proposed changes will be voted on by membership at the August Guild meeting. Information will be provided to the membership 30 days in advance as per Article VII, Section 2 of the Guild By



Country Pleasures Magazine has published that the CRGQG will be exhibiting quilts at the Lattimer Textile Museum May & June. *WRONG!!!* That was last year. We are scheduled to exhibit again next year in March &



Happy Birthday to Us!
Columbia River Gorge Quilters' Guild was incorporated as a 501 (c) (3) non-profit corporation in February, 2007. Our first meeting was in May of that year with 50 attendees!

That makes a total of ten candles!

Quilt Market

We are again encouraging you to set aside quilting-related items you no longer need or want for the Quilt Market at our annual quilt show in October. Please contact Patricia Gayman at 503-957-0054, patriciagayman@gmail.com after June 2 to make arrangements to donate your items or plan to bring to the August meeting.

BLOCK OF THE QUARTER



"Charmed, I'm Sure!"

This is the final quarter of our 5" batik charm square exchange! Even if you haven't participated before, you're welcome to join in now and increase your stash! In the afternoon following our August 2017 meeting, we'll present a series

of mini-lectures and demonstrations to give you ideas for using your charm squares, including samples of different types of projects and handouts with block ideas and even some patterns!

THIS QUARTER'S COLORS ARE

Dark Green, Light Green and Multicolor

You may choose to exchange one, two, or all three colors. *Be sure your batiks are quilting quality and that they are batiks.* For each color, you will need 1/2 yard of batik fabric. Fabrics may be purchased or may come from your stash. Note that all charm squares of a particular color do not have to be from the same fabric.

After washing, press and remove selvages, then cut 24 5"x5" charm squares of each color. You can get 24 5"x5" squares from 1/2 yard of fabric. Please cut accurately. Place the charm squares in a sandwich bag (using a separate bag for each color), and write your name on the outside of the bag. Each baggie should contain 24 squares. Drop off your bags with me (Tomme) when you enter the meeting. During the meeting, the charm squares will be sorted, and when you pick up your bags at the end of the meeting, each bag will contain 24 assorted charm squares.

Please wash all batiks before cutting to ensure no one has problems with fabrics bleeding, or different amounts of shrinkage.

See August 2016 Newsletter online for hints on avoiding color bleeding.

If you have questions, please feel free to email me or give me a call.

Tomme Fent, Chair

tommequilts@gmail.com, 503-674-4464

Challenge Quilts are Due!!!

"LONG, LEAN AND MEAN"

It's time to bring in the Long, Lean and Mean challenge quilts you have been creating. We are waiting with great excitement to see them.

Bring them to the May Quarterly meeting where they will all be displayed. Everyone will have a chance to vote for their favorite.

If you are a "last minute" person, the guidelines are:

Long and lean means 60" by 12", to hang vertically. There is no theme or color requirement. Any technique, any topic is acceptable. You will need to add a 4" hanging sleeve that is divided in the middle so a hook can be used, directions below.

Your design could involve five 12" blocks -or- it could be a continuous vertical design -or- it could be a combination. Maybe tall sunflowers—or a long tall lady in black—or a table runner.. Let your imagination go wild!

Questions? Please call or email:

Elizabeth Garber

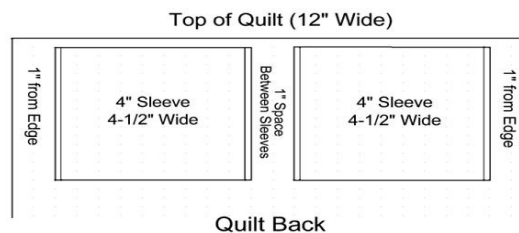
542-760-5423, elizgarber@aol.com



Split Sleeve for Long, Lean and Mean Challenge Quilts

We are asking that you use a split sleeve on your challenge quilt to accommodate different types of display hanging systems.

The two sleeves need to finish 4" x 4-1/2" wide with finished edges (1/4" turned under on sides.) That means you start with two 8-1/2 X 5". For each sleeve, turn under 1/4" on each 8-1/2" edge. Sew the raw edges together using a 1/4" seam to create a 4" tube that is 4-1/2" wide. Hand stitch your sleeves to the top of your challenge quilt



Contact Kathleen if you have more questions. (I did!):
karoulet@yahoo.com, 509-427-4224

Quilt Market Boutique

This year there will be a separate area at the quilt show for items *you have made*. The guild will keep 15%. Fire up those machines, finish those projects and make a little pin money for Christmas! Contact Gini Bright at 509-395-2806, two-bright@outlook.com for more information.

Profit and Loss Statement

Jan. 1-Mar. 17, 2017

	<u>Jan - Mar 17</u>
Income	
Advertising Income	10.00
Interest Earned	7.50
Membership Dues	2,200.00
Pins Income	20.00
Workshop/ Teacher Fees	1,622.93
Retreat Income	<u>3,998.00</u>
Total Income	<u>7,858.43</u>
Gross Profit	7,858.43
Expense	
Comfort Quilt Supplies	139.50
Corporation Fees	70.00
Memberships	22.49
Mtg Lecture Fees	350.00
Mtg Prizes/Contests	4.85
Mtg Site Expense	398.09
Teaching Fees	250.00
Mtg Travel, Meals, Lodging	66.40
Postage and Delivery	38.60
Printing and Reproduction	214.79
Professional Services fees	45.00
Rent	
Storage	<u>210.00</u>
Total Rent	210.00
Retreat Expense	5,719.14
Supplemental Workshop	676.17
Supplies and Materials	<u>24.69</u>
Total Expense	<u>8,229.72</u>
Net Income	<u>-371.29</u>

Jackie Rosier, Treasurer



Beyond the Block Art Quilt Group

Next Meeting: Monday, May 15th, 2:00 pm. at the Hood River Fire Station.

This group is open to all members of the guild. Each month there is a demonstration or discussion of methods and techniques used in creating quilts beyond traditional block construction. We are also interested in the ways and means of exhibiting.

Our group is growing....we had three new attendees at our April meeting.

Linda Reichenbach has arranged for a professional photo shoot of completed BTB quilts in Portland next month. Several of our group are going to make the trip. At our next meeting Jackie Rosier will give us a demonstration on her process of "Building a Bird."

For more information contact Kay Skov
kkskov@gmail.com

When you add the label on the back of your quilt . . . you *DO* add a label with your name, date and other important information, right? Why not add one more? Jackie Rosier always includes a label with washing instructions, too, especially on quilt gifts to (gasp) non-quilters. Example:

Quilt Washing instructions

Use: Shout Color Catcher to keep the red from bleeding, plus liquid soap. I recommend Quilter's Quilt Soap by Orvus or Soak Wash Laundry Detergent (usually found at JoAnn's Fabrics or a quilt shop.) Do not use Woolite. It is prone to fading the fabrics.

Option: A half cup of distilled white vinegar added to the rinse is supposed to soften the quilt.

1. Wash on *delicate cycle*, in warm or cold water.
2. Dry on *low heat* in the dryer.

Note: Don't let your quilt get too dirty before washing or it may not come clean.

In N.C., a \$3 tax must be paid on all white fabrics sold. When this law was passed, it was called a "privilege tax"; white goods were so difficult to maintain, they were considered a luxury!

Comfort Quilt Projects

We have reached or surpassed our goal for large quilts for AIDS camp. Seven are totally done and the rest are being bound or quilted. Thanks for all your hard work. Now let's concentrate on smaller quilts for kids, Hospice, and laps. See website where Kim Vogel has an update sheet and sizes. April 10 was our comfort sew-a-thon. We had a small turnout but got lots of quilts ready for the quilters. Thanks, Kim, Kathy Alley, Allison Smith, and Nancy Schlegel and her granddaughter. Terry Winston is a new volunteer long-arm quilter. Thanks Terry! We are planning another comfort sew day maybe in June. Look for the e-mail and plan to join us for a really fun day. Look around to find any quilts or kits you may have and try to bring them to the May mtg. Orphan blocks are a quick way to put together a smaller quilt.



Kathy Anderson, Chair

CRGQG Board Officers

President:

Kim Vogel
541-490-7181
mzvogo@gmail.com

Vice President:

Barbara Frasier
541-352-6774
barb7130@gmail.com

Secretary:

Carol Lesh
360-949-9698
wishingwellquilting@gmail.com

Treasurer:

Jackie Rosier
509-364-3365
jckrosier47@gmail.com

Chair people and other contacts:

Quilt Show, Marketing and Publicity Chair:

Kathleen Roulet
509-427-4224
karoulet@yahoo.com

Membership Chair:

Mary Calahan
509-395-2780
toots@gorge.net

Opportunity Quilt:

Elizabeth Garber
541-387-2950
elizgarber@aol.com

Block of the Quarter

Tomme Fent
503-674-4464
tommequilts@gmail.com

Newsletter:

Gayle Jacobson
541-296-6268
gayle97058@gmail.com

Art Quilt Group:

Kay Skov
541-340-5780
kkskov@gmail.com

Retreat Chairs:

Tomme Fent
503-674-4464
tommequilts@gmail.com
Nina Gilliland
405-473-5838
okquiltlvr@gmail.com

Comfort Quilt Chair:

Kathy Anderson
509-493-3981
jvaland@gorge.net

Correspondence Secretary:

Linda Jones
541-296-4900
jjjones@gorge.net

Please support our newsletter sponsors:

Foundation 45


Open every day for all your foundation needs.
Come in anytime for a fitting or to pick up any of
these essentials.

Shapewear, Sleepwear, Hosiery, Sports Bras,
Foundations and Lingerie
Bath and Body Products

215 Oak St., downtown Hood River
Mon-Sat 10-6, Sun 11-4 541.436.2727



Did you know you
can heat your bat-
ting with a hair
dryer to relax the
wrinkles?



FAST TRACK SEW AND VAC

Sewing Machine and
Vacuum Repair

Phone: (541) 236-5359
Hood River, OR 97031
Facebook.com/FastTrackSewAndVac

Fernando Rodriguez
Owner

Email: fasttracksewandvac@gmail.com

CRGQG Exhibits

Upcoming Exhibits and Quilt Show

June 2017—Long, Lean & Mean Exhibit

CRGQG Challenge Quilts, Hood River Library

July 26-29, 2017—Long, Lean & Mean Exhibit

CRGQG Challenge Quilts, Hood River County Fairgrounds

September 2017 – Stevenson Community Library

Quilters of the Gorge Exhibit

The theme for this exhibit is "Coloring our World". Start now planning your addition to this very popular annual exhibit.

October 2017—Beyond the Block Art Quilts Exhibit

The Dalles Art Center

October 20-21, 2017 – 2017 CRGQG Quilt Show

Hood River Armory

November 2017—Beyond the Block Art Quilts Exhibit

White Salmon Library

November-December—Long, Lean & Mean Exhibit

Hood River Providence Hospital

December 2017—Winter & Holiday Quilt Exhibit

White Salmon Library

March-April 2018—Beyond the Block Art Quilts Exhibit

Latimer Quilt and Textile Museum, Tillamook, OR

Kathleen Roulet, 509-427-4224, karoulet@yahoo.com



Columbia River Gorge Quilters' Guild

PO Box 965
Hood River, OR
97031

Phone
541-490-7181

E-mail
mzvogo@gmail.com

Website
<http://gorgequiltersguild.org/>

This, That and the Other Thing . . .

ATTENTION: ALL GUILD MEMBERS Has your email address changed?

If anyone has any changes to their contact info, please help me keep the membership roster up to date.

Thanks, Mary Calahan
Membership Chairman
toots@gorge.net

Newsletter Advertising

Want to advertise in the newsletter? For just \$10/issue or \$40/year, your business card-sized ad will be placed in the newsletter. Don't forget - the newsletter goes out to approx. 100 guild members and is posted on the website for all to see!

Magazine Exchange

Please bring the magazines you're finished with to the May meeting and maybe pick up some new ones to peruse. Jean Stone
Exchange Chairman



Mark Your Calendars!!

Sit & Sew

Third Monday of each month
unless otherwise notified.
9 a.m.—3 p.m. HR Fire Station
Bring your current project and sew with a group.
Contact Susan Stender for more information: 541-408-0562

Board Meetings

Second Tuesday of each month
10:30 a.m.—noon
Hood River Adult Center
unless otherwise notified.
Call Kim Vogel for the latest information, 541-490-7181.

Correspondence Secretary

Know of a guild member in need? Please contact Linda Jones so she can send her a word of encouragement. jljones@gorge.net